

Welcome to our first virtual fair KNX Crossing


Thanks so much for joining us! Can't wait to see you there 😊!

1.- INSTALL THE APP AND CREATE AVATAR

Please, follow these easy steps:

1.- On the 4th (at the latest) of May you will **receive an email** with the access link

Access link to the KNX Crossing virtual fair

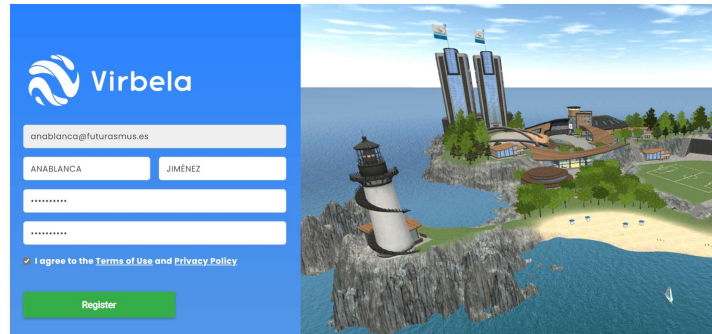
 KNX Crossing 2021 by Futurasmus <soporte@walconvirtual.com>

2.- Just click on "**Accept invitation**" to download the Virbela app to your computer

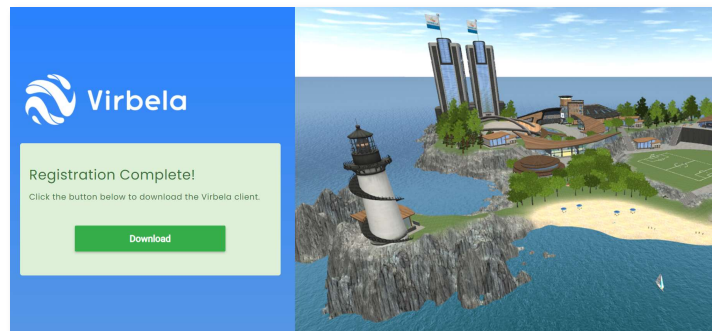
[Accept Invitation](#)

 Virbela

3.- **Sign up** with your contact details and password, at least 8 characters long (containing a capital letter, lower case letter and a number/special character)



Virbela registration form with fields for email (anablanca@futurasmus.es), first name (ANABLANCA), last name (JIMÉNEZ), and password. Includes a checkbox for "I agree to the Terms of Use and Privacy Policy" and a "Register" button.



Virbela registration completion screen with the message "Registration Complete!" and a "Download" button.

4.- Open the Virbela 3D World and set up your avatar 😊. Then "Save and exit"



We will be waiting for you!!



2.- TIPPS TO MOVE AROUND THE 3D WORLD

You are now in the World Virtual Congress!!

This is how you can **interact with the world and other avatars**:

To move:

- Use arrow keys
- Per mouse click



To look around:

- Space bar + mouse



Go places via "GO TO":



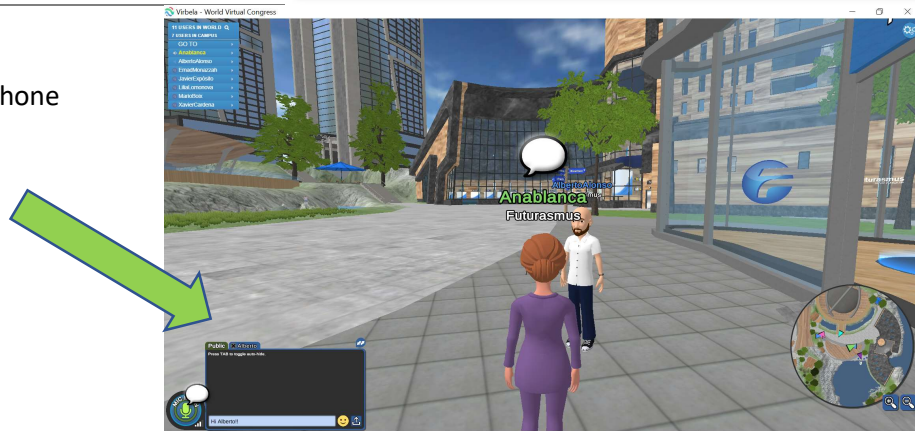
Interact with others via
"Your name":

- Shake hands
- Clap
- Wave
- Etc.



Talk to others:

- Open microphone
- Chat



Private conversations:

- Within the "blue line" spaces

